



# ASSEMBLY INSTRUCTION VIDEO

SKU: JAFTBLK

VIEW ON SMARTPHONE



1. Open Camera app



2. Position camera to the QR code



3. Click on the pop-up link

VIEW ON COMPUTER



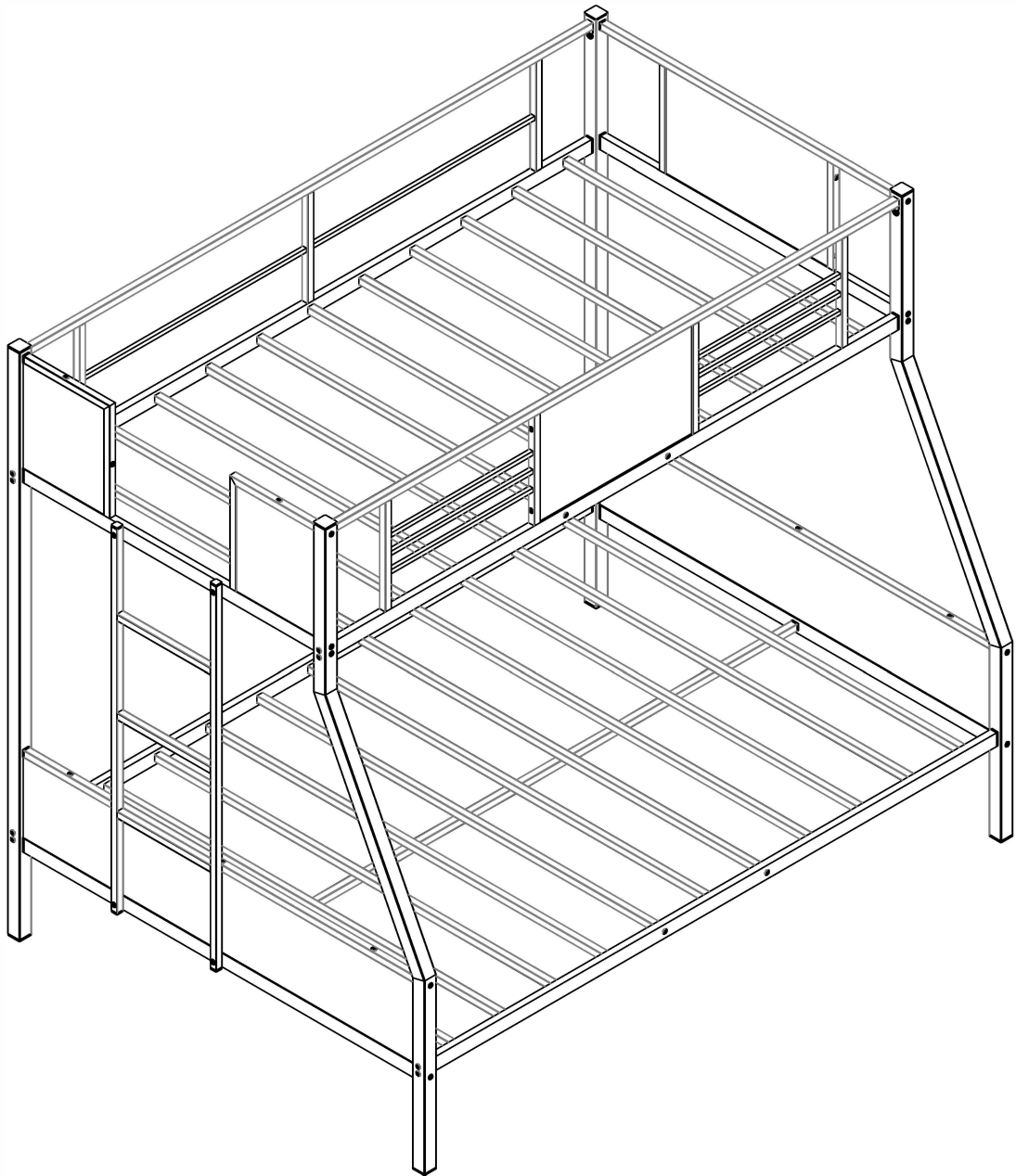
# ASSEMBLY INSTRUCTIONS

SKU: JAFT



175 Southbelt Industrial Drive,  
Houston, TX 77047

Email: [info@eastwestfurniture.net](mailto:info@eastwestfurniture.net)



Description : *JACKSON FULL TWIN BUNK BED*

Dimension : 78L"x55.9"Wx66.5"H

Cube Size 1 : 77.6"x16.1"x6.5"

Cube Size 2 : 57.1"x12.8"x4.1"

NW: 63.8 LBS

GW: 74.8 LBS

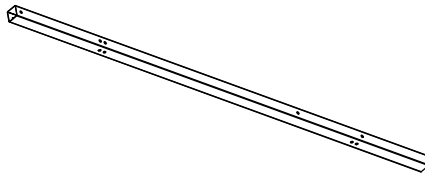
NW: 50.6 LBS

GW: 61.6 LBS

*JACKSON FULL TWIN BUNK BED*

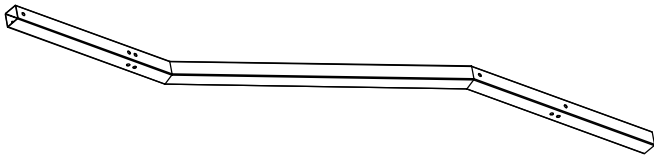
# PART LIST

1



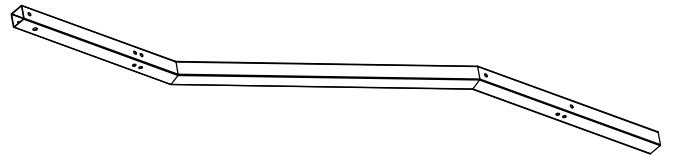
2PCS

2



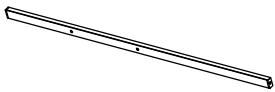
1PC

3



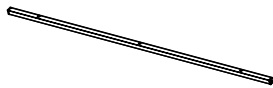
1PC

4



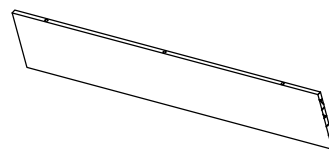
1PC

5



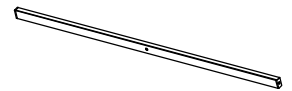
2PCS

6



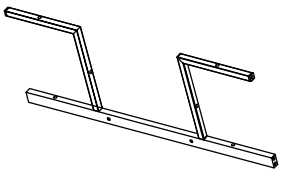
2PCS

7



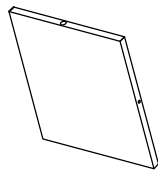
1PC

8



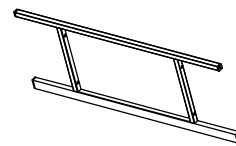
1PC

9



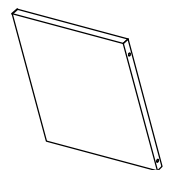
2PCS

10



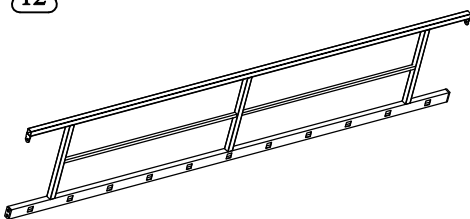
1PC

11



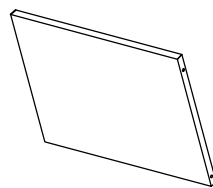
1PC

12



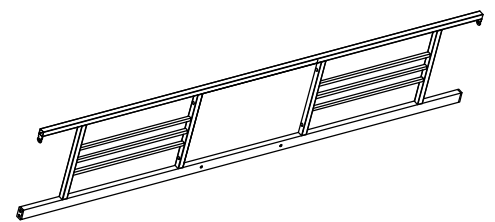
1PC

13



1PC

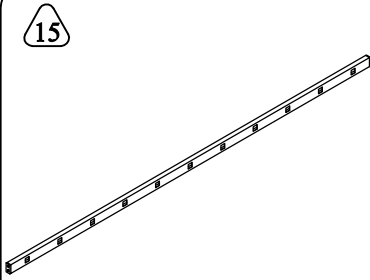
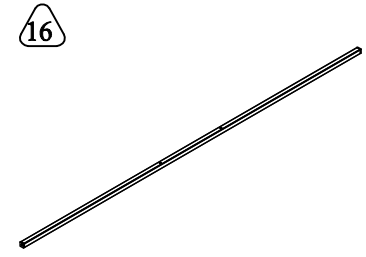
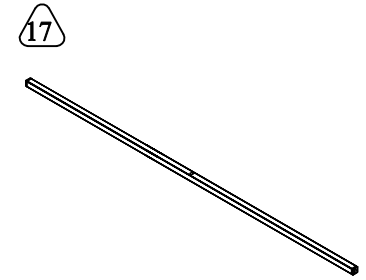
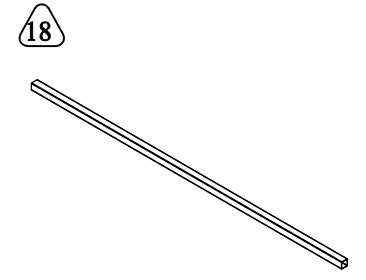
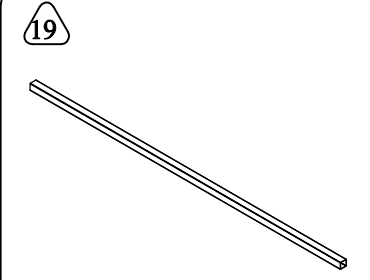
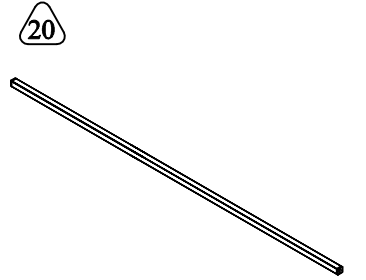
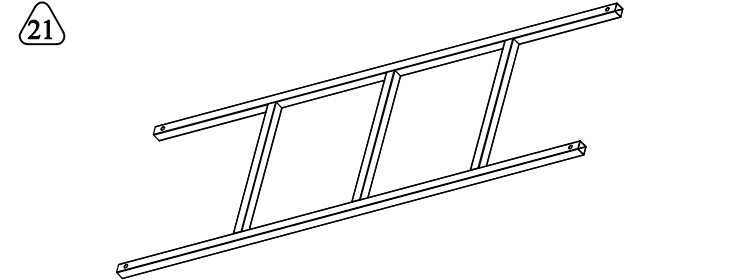
14



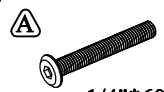





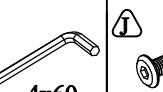


1PC

*JACKSON FULL TWIN BUNK BED*

# PART LIST

 <p>15</p> <p>2PC</p>	 <p>16</p> <p>1PC</p>	 <p>17</p> <p>2PCS</p>	 <p>18</p> <p>9PCS</p>
 <p>19</p> <p>9PCS</p>	 <p>20</p> <p>2PCS</p>	 <p>21</p> <p>1PC</p>	

## HARDWARE LIST

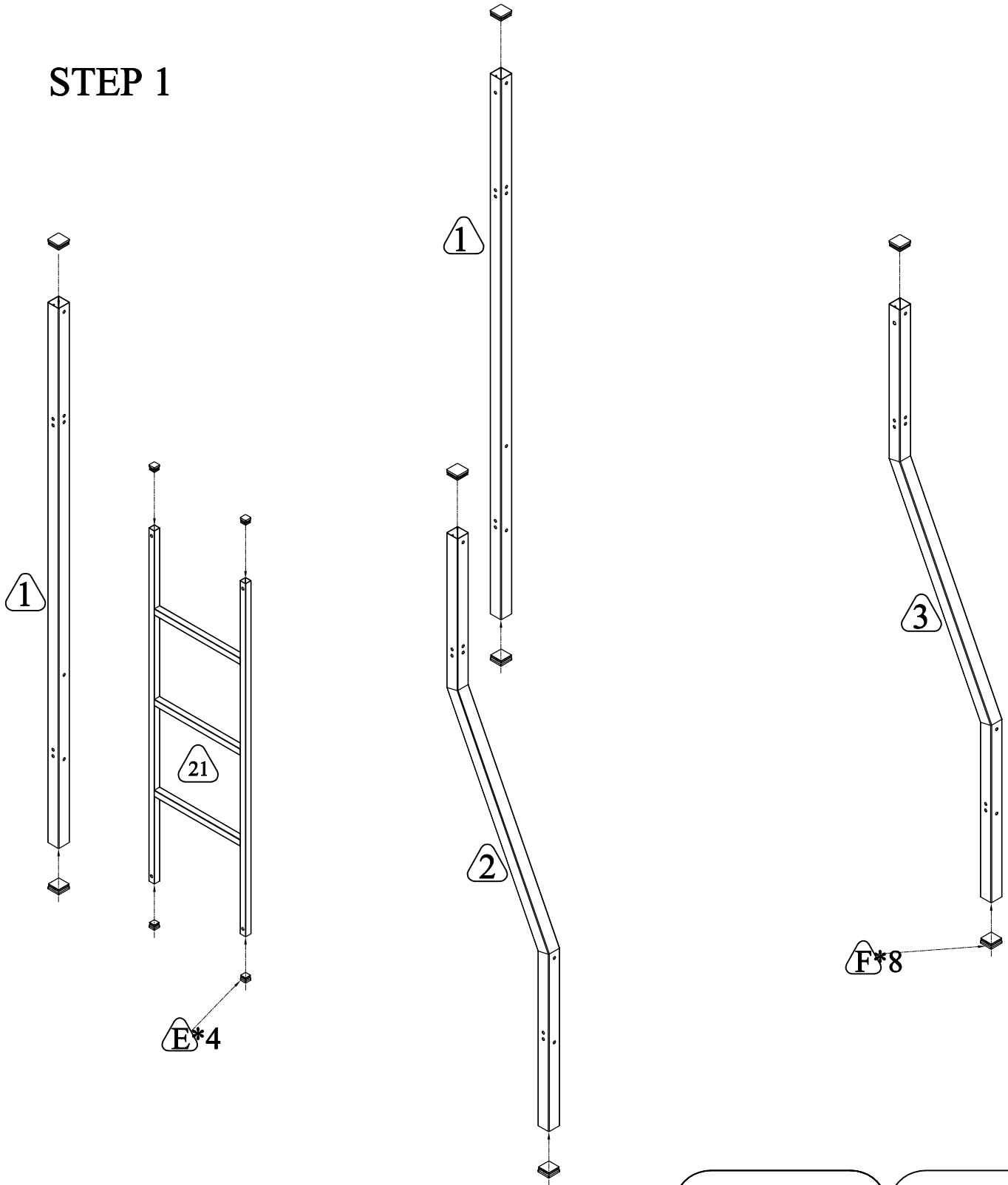
 <p>A</p> <p>1/4"*60 37PCS</p>	 <p>B</p> <p>1/4"*40 4PCS</p>	 <p>C</p> <p>1/4"*30 2PCS</p>	 <p>D</p> <p>1/4"*15 12PCS</p>	 <p>E</p> <p>20x20x10 4PCS</p>	 <p>F</p> <p>40x40x10 8PCS</p>	 <p>G</p> <p>4x60 2PCS</p>	 <p>H</p> <p>1/4"*50 6PCS</p>	 <p>I</p> <p>1/4"*30 18PCS</p>
---	---	---	--	--	---	--	---	--





### IMPORTANT SAFETY NOTICE: READ CAREFULLY BEFORE BEGINNING ASSEMBLY!

- ⚠ Hardware packs and small components should be away from the children, avoid eating and being injured
- ⚠ Please, follow with the assembly steps in order
- ⚠ Please, do not tighten any screw before each assembling unit is well placed at appropriate position
- ⚠ Please, make sure all components are fixed firmly locked without any potential safety hazard After assembly and before using
- ⚠ Please, use this product correctly, according to its purpose to avoid danger happened
- ⚠ Please, do not stand on any component of this product, except the ladder of this product after fixing locked safely
- ⚠ Such as the wall fastening devices are essential parts of this product. Please fix firmly locked without any potential safety hazard before using
- ⚠ Please check all contents of this product inside of carton (s) carefully, small parts may have been lost during shipment, if any! contact further with the retailer from which you purchased this product to obtain, do not use any substitute part
- ⚠ This assembly instructions booklet contains important safety information, please read and keep for further reference
- ⚠ This products is designed referring to overall loading of each set final product, Please avoid to load on single point of final product making damaged  
 product name : BUNK BED overall loading: 400 LBS (maximum)  
 product name : BUNK BED overall loading: 400 LBS (maximum)

**JACKSON FULL TWIN BUNK BED**

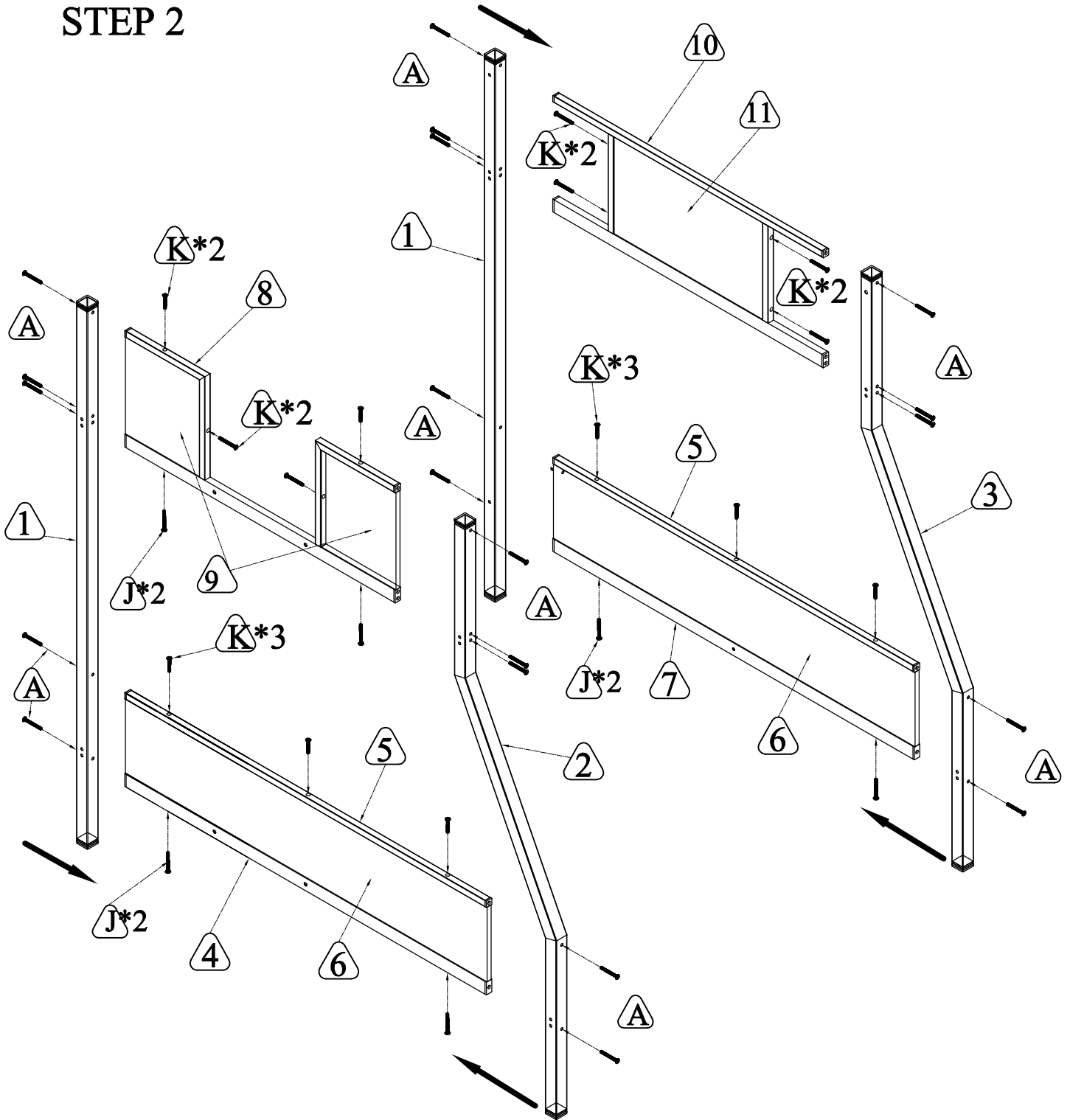
# STEP 1

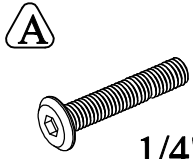
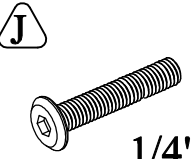
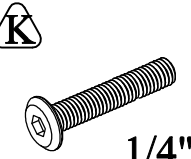
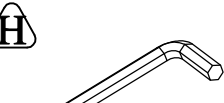


	
	
20x20x10 4PCS	40x40x10 8PCS

*JACKSON FULL TWIN BUNK BED*

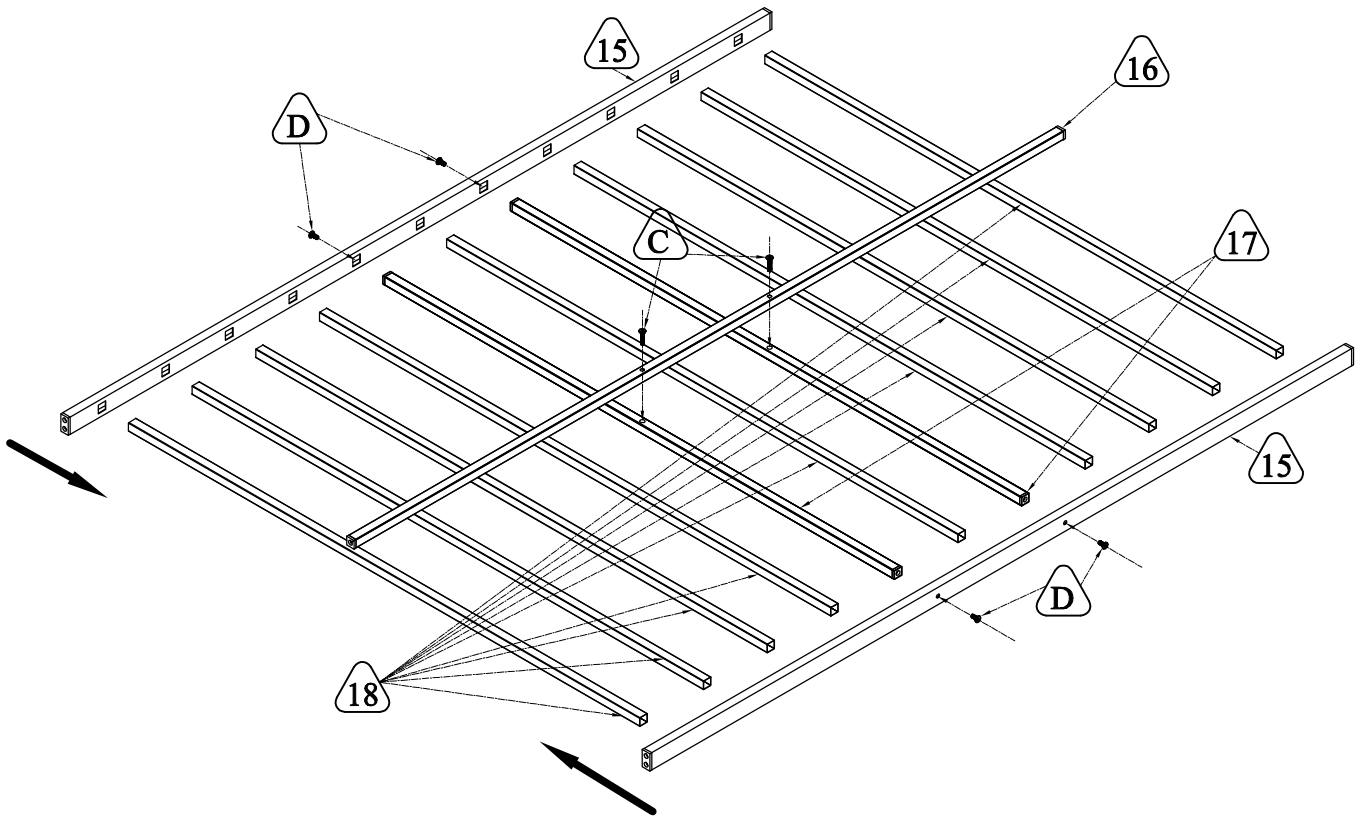
# STEP 2

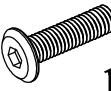



 <p><b>A</b> 1/4"*60 20 PCS</p>	 <p><b>J</b> 1/4"*50 6 PCS</p>	 <p><b>K</b> 1/4"*30 14 PCS</p>	 <p><b>H</b> 4x60 2PCS</p>
--	---	--	---


**JACKSON FULL TWIN BUNK BED**

# STEP 3



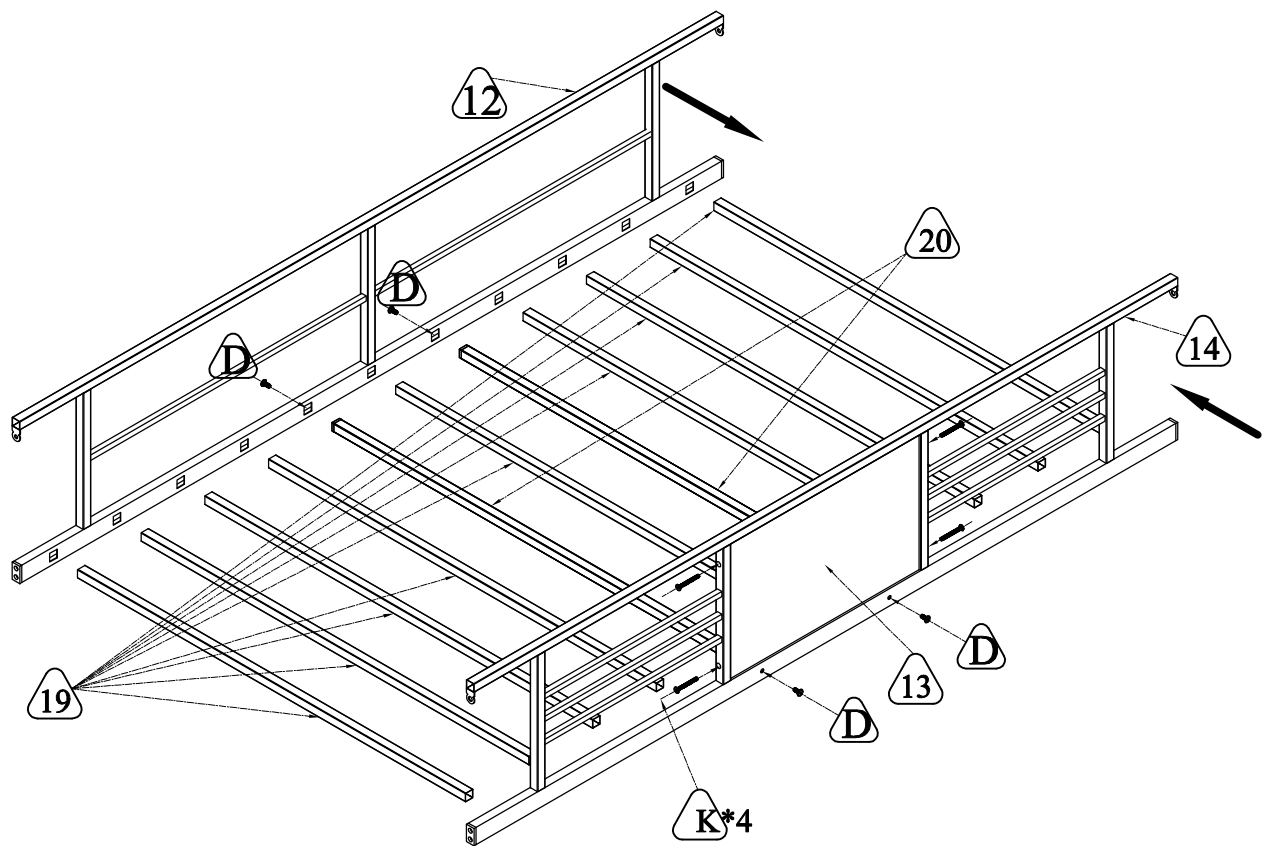
**C**  
  
1/4"\*30  
2PCS

**D**  
  
1/4"\*15  
4 PCS


**H**  
  
4x6  
2PCS

*JACKSON FULL TWIN BUNK BED*

# STEP 4

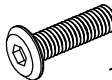


**D**




1/4"\*15  
4 PCS

**K**



1/4"\*30  
4 PCS

**H**

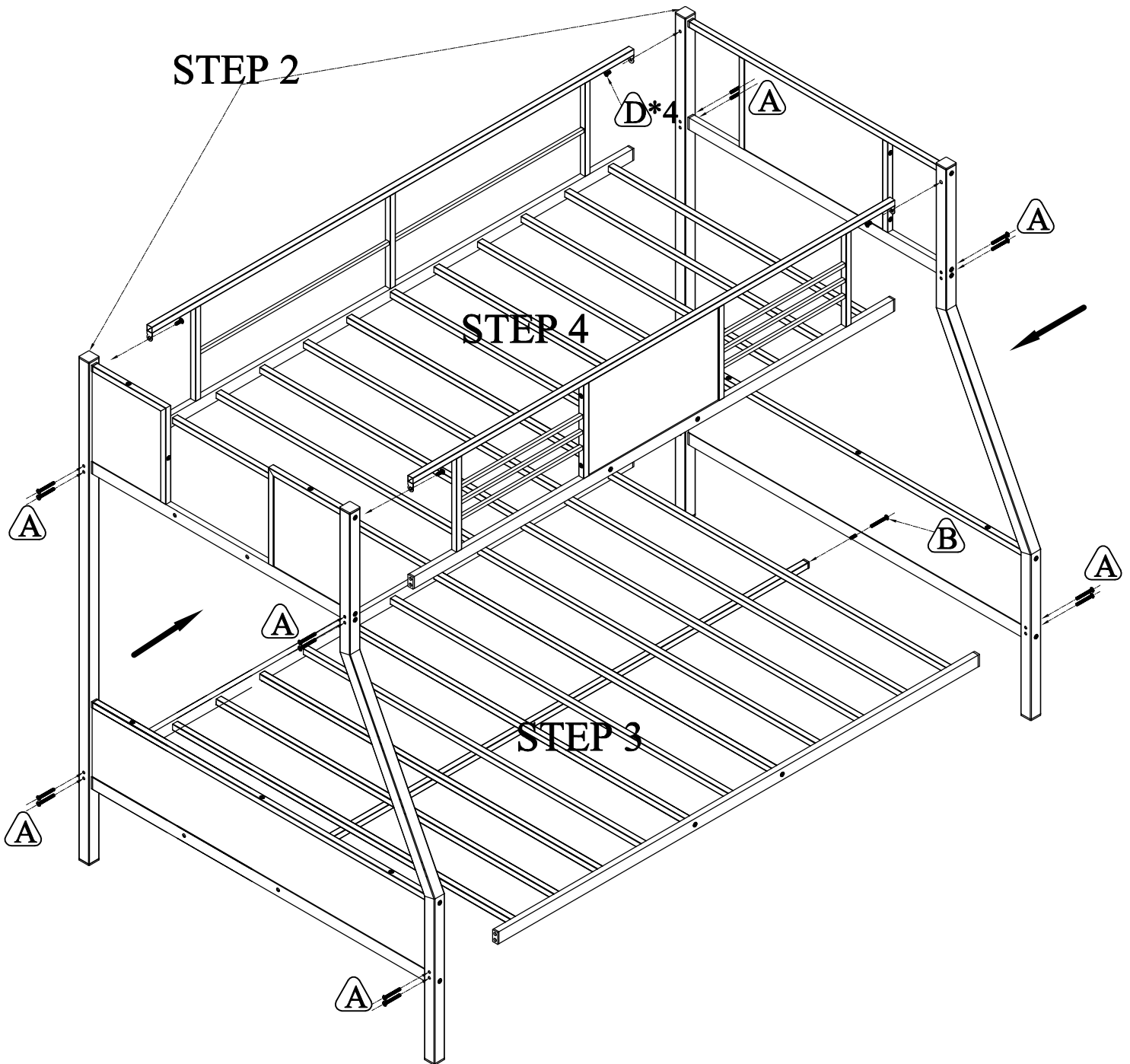


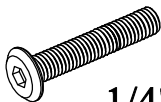
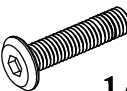


4x60  
2PCS

**JACKSON FULL TWIN BUNK BED**



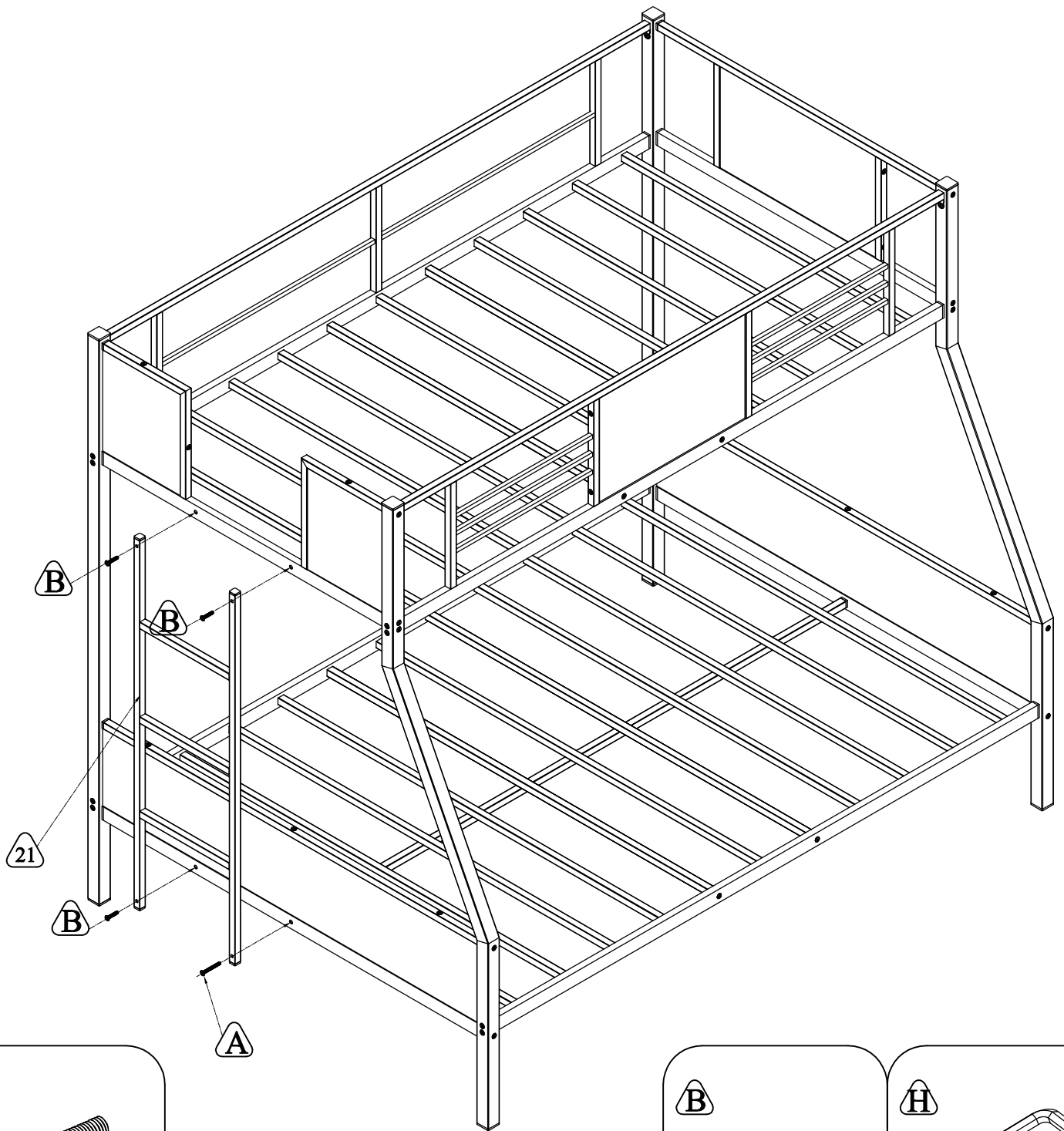
**STEP 5= (STEP 2+STEP 3+STEP 4)**



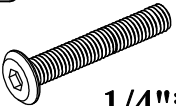
<p><b>A</b></p>  <p>1/4"*60 16 PCS</p>	<p><b>B</b></p>  <p>1/4"*40 1 PC</p>	<p><b>D</b></p>  <p>1/4"*15 4 PCS</p>	<p><b>H</b></p>  <p>4x60 2PCS</p>
---	---	--	--

**JACKSON FULL TWIN BUNK BED**

# STEP 6

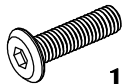


**A**




1/4"\*60  
1 PC

**B**



1/4"\*40  
3 PCS

**H**



4x60  
2PCS

**JACKSON FULL TWIN BUNK BED**