

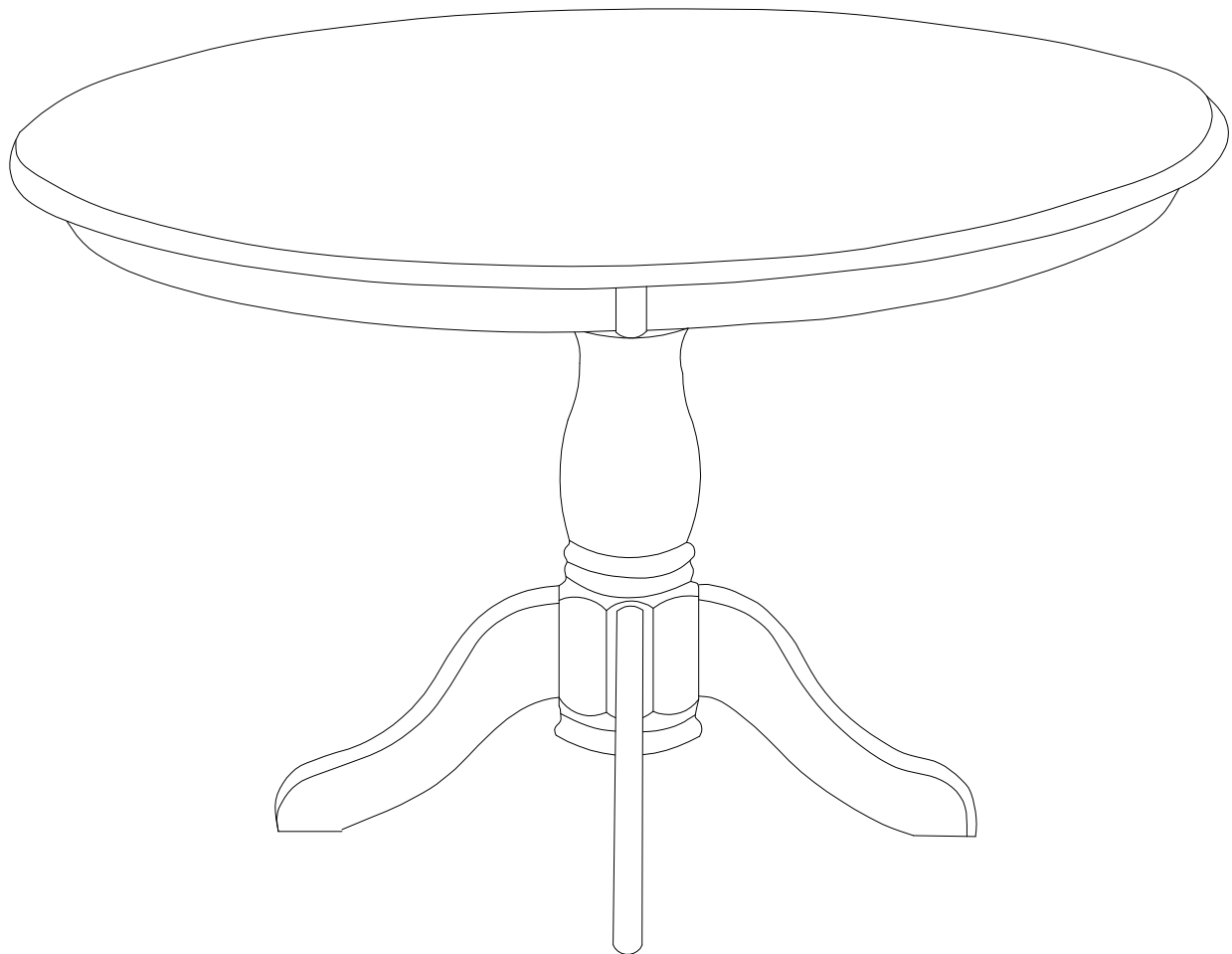
ASSEMBLY INSTRUCTIONS

SKU: HBT



175 Southbelt Industrial Dr
Houston, TX 77047

Email: info@eastwestfurniture.net



Description : HARTLAND TABLE 42" ROUND WITH SINGLE PEDESTAL

Dimension : Φ 42"x29" 1/2.H

Cube Size : 44.4"x44.4"x7.3"

NW: 44 LBS

GW: 52.8 LBS

HARTLAND TABLE 42" ROUND WITH SINGLE PEDESTAL

BEFORE ASSEMBLY

Thank you for purchasing this quality product. This product has been designed for easy assembly and constructed for durability. Please take the time to read and follow the assembly instructions carefully.

Be sure to check all packing material carefully for small parts which may have come loose inside the carton during shipment. Please separate, identify, and count all parts and metal hardware. Compare with part list to be sure all parts are present.

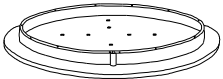
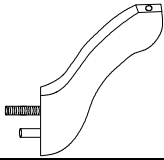

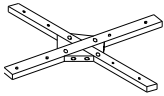
If hardware is missing or you have difficulty assembling this product, please call for us.

IMPORTANT NOTE:

- Place all wooden parts on a clean and smooth surface such as a rug or carpet to avoid the parts from being scratched.
- Remove all wrapping material, including staples & packing straps before you start to assemble.
- DO NOT tighten all screws and bolts until completely assembled.
- Keep all hardware parts out of reach of children.




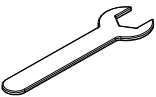


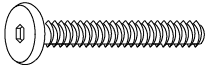


PART LIST

When unpacking, please be careful not to discard any parts with the packaging. Before continuing, please make sure you have the following parts:

NO	Description	Qty	Sketch	NO	Description	Qty	Sketch
A	Top	1		B	Leg	4	
C	Pedestal	1		D	Cross piece	1	

HARDWARE LIST

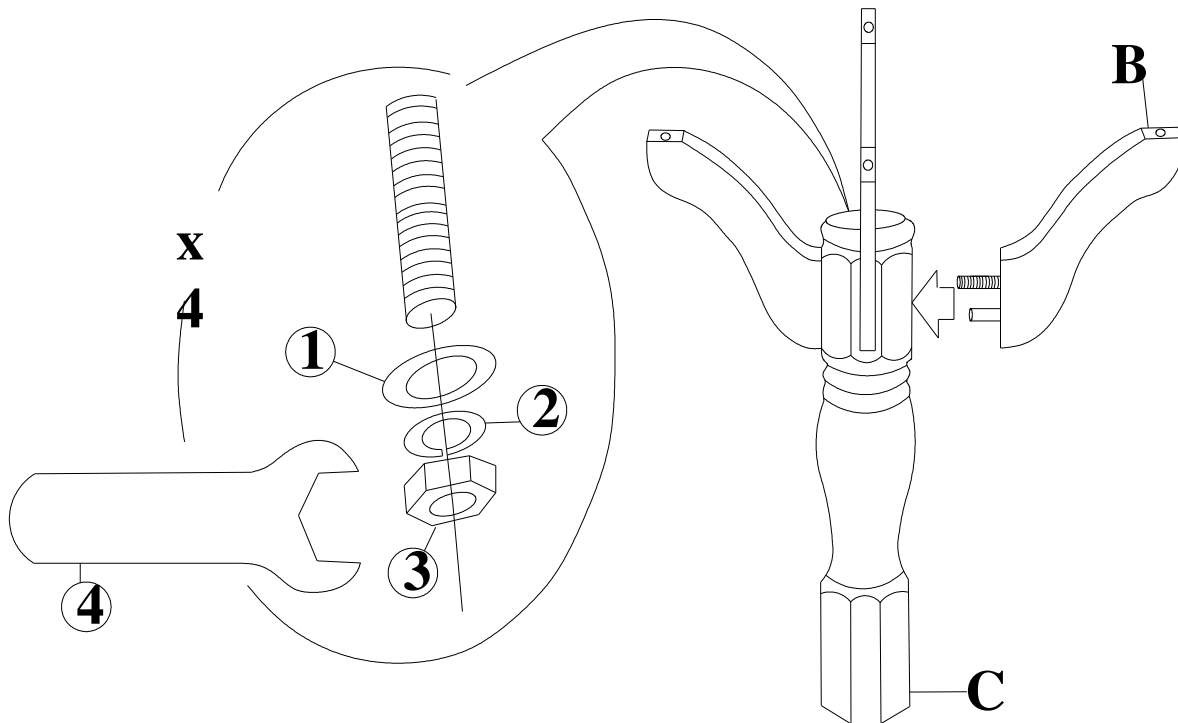
When unpacking, please be careful not to discard any parts with the packaging. Before continuing, please make sure you have all of the following hardware:

NO	Description	Qty	Sketch	NO	Description	Qty	Sketch
1	Large flat washer ($\Phi 8.5 \times \Phi 19 \text{mm}$)	4		2	Large lock washer ($\Phi 8.5 \times \Phi 11 \text{mm}$)	4	
3	Hexagon nut (M8x13mm)	4		4	Wrench (M13mm)	1	
5	Small flat washer ($\Phi 6.5 \times \Phi 13 \text{mm}$)	4		6	Small lock washer ($\Phi 6.5 \times \Phi 9 \text{mm}$)	12	
7	Bolt (M6x35mm)	12		8	Medium flat washer ($\Phi 6.5 \times \Phi 16 \text{mm}$)	8	
9	Allen key (M4)	1					

HARTLAND TABLE 42" ROUND WITH SINGLE PEDESTAL

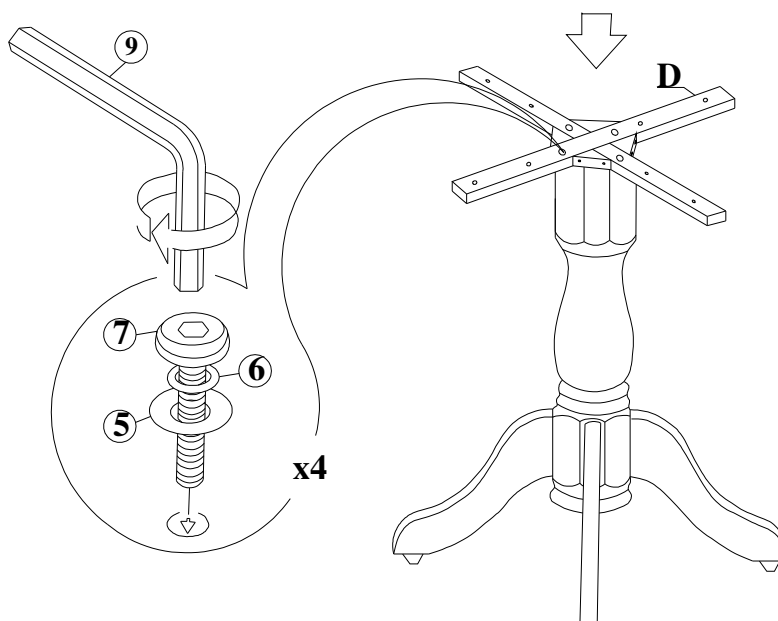
STEP 1

Attach legs (B) to the pedestal (C) with washers (1), (2) and nuts (3). Tighten with wrench (4).



STEP 2

Put the cross piece (D) on top of the pedestal, and attach with bolts (7), washers (5), (6). Tighten with Allen key (9).



HARTLAND TABLE 42" ROUND WITH SINGLE PEDESTAL

STEP 3

Carefully place the cross frame (from Step 2) on bottom side of the table top (A), attach with bolts (7), washers (8), (6). Tighten with Allen key (9).

